



# 2026 Bicentenary Private Match Regatta

# **Competitor Instructions 2026**

---

Prepared by  
Eton Excelsior Regatta Committee



## Contents

1.1 Safety Notices / Emergencies / First Aid	- Page 2
1.2 Information for Coaches	- Page 2
1.3 Car, Trailer & Bus Parking	- Page 3
1.4 Crew Control / Registration	- Page 4
1.5 Coxswains	- Page 4
1.6 Racing Licence	- Page 5
1.7 Equipment	- Page 5
1.8 Practice Outings	- Page 6
1.9 Getting to the Start	- Page 6
2.0 Racing	- Page 7/8
2.1 Cooldown & Return to the Pontoons	- Page 8/9
2.2 Withdrawal from Finals	- Page 10
2.3 Rescheduling Races	- Page 10
2.4 Cycling	- Page 10
2.5 Prize Giving	- Page 11
2.6 Litter	- Page 11

[Welcome to the Eton Excelsior 2026 Bicentenary Regatta](#). We anticipate a busy race schedule, and we hope the weather will be kind to us. The Regatta Organising Committee has worked hard to ensure we have plans to deal with most eventualities, but you have a crucial role to play in contributing to this. We ask all coaches and competitors to read, understand and act on these simple instructions to ensure that your crews can have a safe, enjoyable and successful regatta.

## 1.1 SAFETY NOTICES / EMERGENCIES / FIRST AID

First aid/ambulance posts will be located in front of the boathouse near the Crew Registration/Race Control area. Safety boats will be on the water to provide support and to transport injured athletes to the first aid posts. In the event of an emergency, for safety notices or for major changes in racing, Regatta Race Control will use the Twitter account #EERCREGATTARESULTS to notify coaches and competitors. Notices will also be relayed over the Race Control Walkie Talkie Channel and PA system (only in spectator area at finish) or paper copy changes on notice boards next to the registration area. Alternatively, you may also contact a Regatta Official at Crew Registration/Race Control located in the main Dorney Lake boathouse.

## 1.2 INFORMATION FOR COACHES

Never assume all crews are experienced crews and always offer help for those new to Racing a Regatta. Please ensure that:

- Your crews collect their bow number and go afloat in plenty of time for their race,
- Their equipment is safe and complies with RowSafe Section 7.1 Boats and Blades, and they have fully checked it before heading to the outgoing raft,
- The crew and cox/steersman are experienced in attaching quickly to the stake boats even under cross-wind conditions,
- They are wearing appropriate clothes for the weather conditions,
- Every competitor, except coxswains, must wear the racing strip of the club he/she represents. Crews must wear a uniform racing strip,
- The race number must be securely attached (pinned at all four corners) to the crew member sitting in bow (and the coxswains) and be clearly visible to regatta officials during warm up and when racing.

### 1.3 CAR, TRAILER & BUS PARKING

Trailer parking access is available on SUNDAY MORNING from 6.30am to 7:30am. Each Club will be provided with ample space in the main carpark. If possible, trailers should be emptied here to be rigged and derigged, with trailers and trucks parked on the left hand side grass verge. Club Marshalls will be on hand to advise you - please remember they are Club volunteers and follow their directions.

*If organised in advance and with permission, no later than 7-days before the event, Clubs may park their trailers at Eton Excelsior Rowing Club, 14 Maidenhead Road, Windsor. SL4 5TY, between 5:00pm - 6:00pm on Saturday 27th June. Club Gates will be open for the removal and relocation of all trailers between 6:30am - 7:30am Sunday 28th June. There is no parking fee for trailers and the towing vehicle for this access.*

Unless otherwise notified, limited car parking for competitors and spectators shall be at a 45degree angle in the gravel parking bays, or on the roadside outside of the Club where permitted. EERC takes no responsibility for any car parked at the event/venue.

Overflow car parking has been arranged. Please follow the directions of our Club volunteers who will provide assistance with parking.

*Wherever possible, to limit the stress on the local roads with parking and the number of cars attending, we encourage Clubs competitors to arrive by Bus. Please notify EERC Race Secretary in advance and with permission, no later than 7-days before the event, Clubs may park the Buses at the dead-end of our road, 14 Maidenhead Road, Windsor. SL4 5TY, between 5:00pm - 6:00pm on Saturday 27th June.*

These instructions may possibly change due to ground conditions on the day; please follow marshalls' instructions on the day, even if they are not as expected. A map of the Club House site and overflow parking is available on the Regatta website.

## 1.4 CREW CONTROL / REGISTRATION

Crew numbers will be ready for collection at the Crew Registration/Race Control desk of the Gazebo adjacent to the finish line. A representative of each club should collect ALL the numbers for their club at the same time. Crew numbers will only be released when all crew details and any outstanding payments have been dealt with. Crews may not boat without their bow number. Your boat must have a number slot on the bow.

Any crew changes or scratched crews on the day must be made at Race Control as soon as possible. Random crew checks may be conducted during the Regatta. Crews found to have raced with ineligible members or undeclared substitutes will be disqualified. If this affects winning crews they will be required to return their trophies/medals.

Crews who need to use a substitute on the day which varies their Racing age category, (with prior permission from Race control), will be allowed to race however the results for the boat and all crew members will not be valid and no BR points will be awarded.

Crews who scratch after entries close will not receive a refund of entry fees.

## 1.5 COXESWAINS

Coxeswains must report to be weighed at Race Control and must bring a lifejacket or buoyancy aid conforming with RowSafe requirements, which they will wear on the water. N.B. coxswains of “bow loader” boats must only wear MANUALLY INFLATABLE LIFEJACKETS (Rules of Racing 7-2-7a and RowSafe section 7.3). A certificate will be issued showing if any deadweight is required. Coxeswains plus deadweight must weigh at least 55 kg for all events except J15 8x+ where the minimum weight is 45kg (Rule 7-2-7d).

Deadweight must be carried safely and not attached to the cox. Deadweight may be reweighed after competing. Most coxeswains & coaches have a pretty good idea of whether they will need deadweight; we recommend all coxeswains bring weights with them. Please do not “borrow” stones from the banks of the river.

## 1.6 RACING LICENCE

All competitors (including coxeswains) shall carry their British Rowing Racing Licence with them. Any competitor who cannot produce this document when requested by a Regatta Official may be disqualified. Random checks may be made throughout the day.

Winning crews will be required to bring their licences to Race Control immediately after their final to validate their win. Failure to do so will result in prizes being withheld and possible disqualification. The whole winning crew will be required to produce their licences in person for their prizes to be awarded.

## 1.7 EQUIPMENT

Race Control Commission Umpires may inspect your boat before you get afloat for compliance with RowSafe. Boats failing these checks will be prevented from boating until repaired. It must be understood that it is the responsibility of THE CREW to ensure their boat meets the required standard. Races will NOT be delayed for equipment failure.

All boats must have:

- A bow ball – not perished, and firmly attached
- Independent heel restraints on each shoe which prevent it from rising above the horizontal. The heel restraint should be in working order and the foot release must be self-acting and not require the intervention of the athlete or a rescuer.
- If built with enclosed compartments, all hatch covers and bungs must be in place.
- A six-digit boat I.D. – torn strips of insulation tape are NOT acceptable. (Rules of Racing 7-2-9f)

*To ensure that you are not delayed at the Race Control Commission, please make sure that YOU have properly prepared and checked your boat BEFORE taking it from the boat park to the boating area.*

## 1.8 PRACTICE OUTINGS

Practice outings during the regatta are not permitted. The River is not open to Crews to practice the day before due to other Club sessions at the venue.

*Crews from Maidenhead Rowing Club competing at the Regatta in WAVE ONE, may row 'down' from their Club through Bray Lock to the start line with permission from the Regatta Organising Committee. If so, boat numbers will need to be collected between 5:00pm-6:00pm the evening before when dropping off the Boat Trailer.*

Please note: the Regatta organisers will not take any responsibility for accidents or incidents outside of the race course or circulation pattern, and no safety cover is provided on the river or in the Lock which may need to be operated manually.



## 1.9 GETTING TO THE START

***A course (circulation) map is available on Page 13 and the Regatta website.***

Crews will go afloat from the left-hand two rafts as you look at them from the boathouse (i.e. those in front of WBSBC) setting up their boats with the bow ball facing upstream. All crews must proceed with extreme caution. When clear to do so with no oncoming boats in site and following any and all instructions from the pontoon marshalls, push off and traverse diagonally up stream to the other side of the river.

***Please note: the North side of the river will also be the navigation channel for all other craft on the water.***

With that in mind, please proceed in single file up to the turning point, you will pass Oakley Court Hotel, the Start Line and a number of homes on the opposite side of the river, covering approximately 1500m. This will need to be your warm-up. For your safety and that of other crews on the water, NO racing starts or pieces will be permitted. You will turn approximately 50m ahead of Queen's Eyot and the two channels highlighted on the Circulation plan. Under NO circumstances are crews to use the Queen's Eyot channels to extend their warm up.

As crews make their way to the turning point, Marshals will be on hand to provide assistance and instruction. Likewise, they will also patrol the turning point.

Once it is safe to do so, please turn and marshall in boat number and race order along with your competitors boat, bow ball towards the bank in MARSHAL ZONE 1. We ask you to arrive here 18minutes before the scheduled start of your race.

Under control of the marshalls you will be called 10 minutes before your race is scheduled to MARSHAL ZONE 2. Crews should line up in lane order (Bucks Bank or Berks Bank) and be prepared to move promptly through to the Race Start. Listen to the marshals and be prepared to remove your warm-up kit swiftly when given notice that your race is about to be called onto the start.

As the biggest single cause of delays in the race programme is due to crews taking too long to get aligned ready to start it is very strongly recommended that all coaches, coxswains and steersmen take the time to read, practise and understand this simple but useful advice before the event. (The document is available on the Regatta website). The Regatta runs to a tight race timetable and therefore races will not be held for late-comers. Crews are expected to be able to align at the start and get straight promptly, even under difficult weather conditions.

**Please note, if STAKE BOATS are in use:** If a crew requires more than two attempts to get attached to the start rafts and get straight or is in any way delaying the race unnecessarily then that crew is likely to be disqualified). Attaching to the start is an essential skill for racing and it is expected that crews will have been properly coached in this regard. The Starter's decision on a crew's competence to attach or race is final. Any disqualified crews will paddle to the finish line in their lane. If it is a Heat, they will automatically proceed to the B Final.

## 2.0 RACING

During racing, crews (boats and blades) must stay wholly within their assigned lanes Bucks (Nth) or Berks (Sth). All races will be Launch umpired. To warn a crew the Race Umpire will hold up a WHITE flag, name the crew and will instruct the crew in which direction to move by pointing the flag in that direction.

Please note: If the Race Umpire needs to stop the race, they will ring a bell, wave a RED flag and instruct all crews to stop. All crews must stop immediately and wait for further instructions. The Umpire may decide to restart the race at the location it was stopped.

In the event of a 'deadheat' result, those crews involved will be required to re-row the race, staying on the water, following the circulation pattern back to the marshalling area and then make their way back to the start line under the instructions of the Marshals.

Crews ignoring any instructions from any Regatta Official may be penalised, and for serious offences risk disqualification.

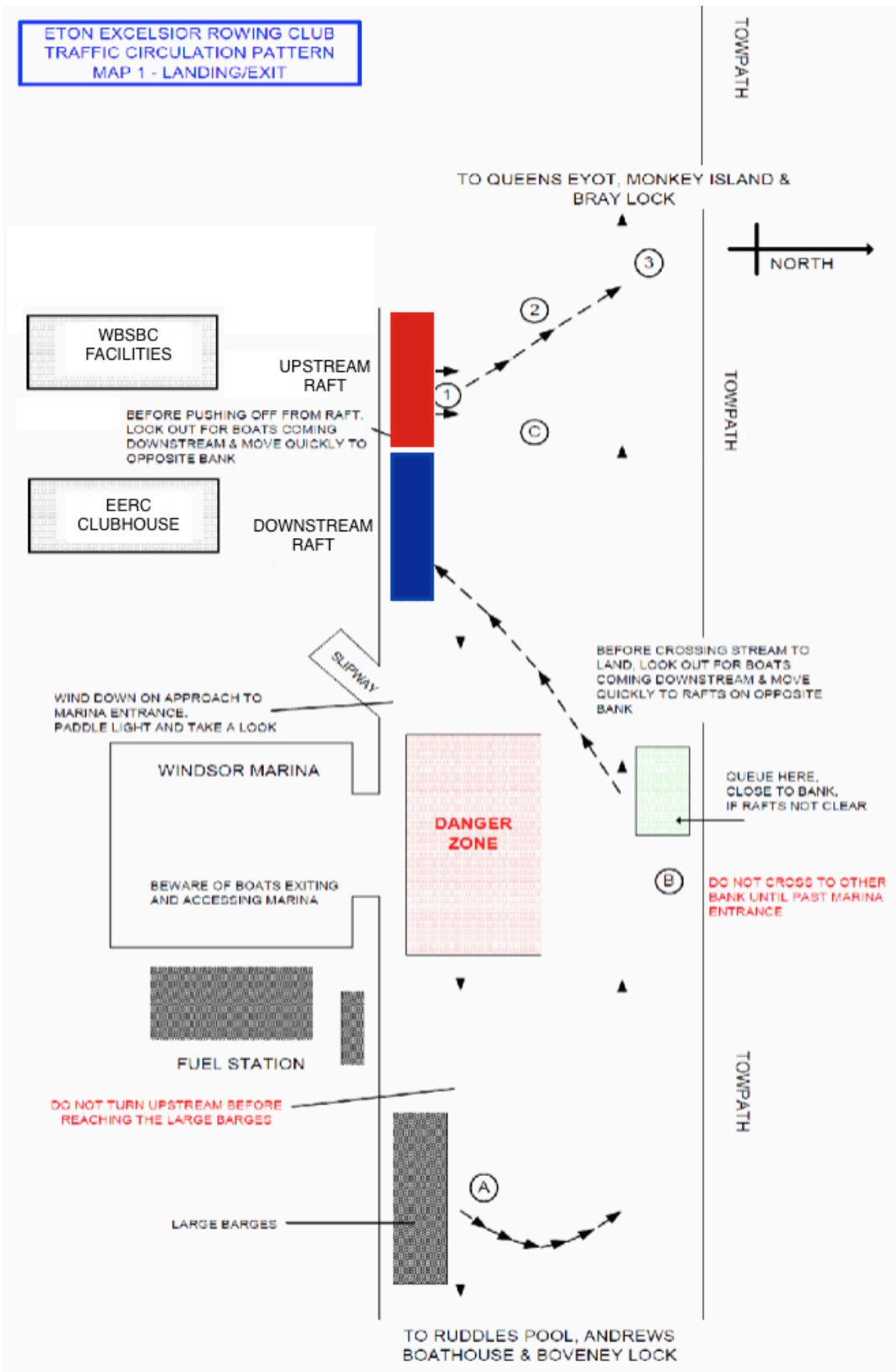
## 2.1 COOLDOWN & RETURN TO THE PONTOONS


Upon the immediate conclusion of your race, you are to slow down, row past the Clubhouse and the Marina entrance, then come to a stop alongside the first barge. A Marshall will be in place here to provide assistance and instruction. You will be instructed to turn when safe to do so and to make your way diagonally across the river to the opposite bank. Having completed a Heat, you will make your way back to the start line as per previous instructions, being away of any other crews who may also be making their way back up the river.

No crews are permitted to carry on to Ruddles Pool for a longer cooldown. There is no safety cover for this section of the river, it is a NO GO ZONE. Following the Officials instructions.

If completing a Final, turn as instructed, wait alongside the reeds on the opposite river bank. When safe to do so and instructed to move, make your way to the EXIT pontoons in front of the Clubhouse, taking care to come alongside safely and follow marshal instructions.

**ETON EXCELSIOR ROWING CLUB  
TRAFFIC CIRCULATION PATTERN  
MAP 1 - LANDING/EXIT**





No crews are to leave their boat, blades, kit or water bottles on the pontoons after they have raced. All equipment should be returned to the Boat Park Zone as quickly and efficiently as possible.

NB: DO NOT LEAVE any half empty single use sports drinks bottles. Please take these home with you.

## **2.2 WITHDRAWALS FROM FINALS**

Crews withdrawing from a Final after racing their heat must provide an adequate medical reason to do so; this may be required to be validated by the Regatta Medical & Safety Officer.

In the event of equipment malfunction, race Control will assist to reschedule if practical to do so. Should it disrupt the Wave and following Wave of racing, Race Control may disqualify the crew and not allow a re-row.

In the event of a crew withdrawal, the Race Committee has the right to disqualify all athletes from racing in the later divisions if it is felt that the spirit of the sport is not being followed.

## **2.3 RESCHEDULING RACES**

No races will be rescheduled. All declared doubling up and boat sharing has been allowed for in the timetable. At least 30 minutes has been allowed between races where we have been advised of doubling up.

In the event of scratched crews creating unbalanced heats, the Regatta Organising Committee reserves the right to re-draw the affected race(s). Where possible, re-draws will be announced before crews collect bow numbers.

## **2.4 CYCLING**

A coach may decide to follow the race on a bicycle on the opposite bank, however, we do not recommend this. It is a busy shared pathway, has an uneven surface and is not suitable for filming and steering with one hand.

---

## 2.5 PRIZE GIVING

The trophy tent is located adjacent to the Race Control Gazebo. Prize-giving will take place after each WAVE has finished and all Winning Crews have identified themselves to Race Control with their BR Race Licence.

## 2.6 LITTER

We are obliged to leave both Clubhouse spaces in a tidy condition. Litter bins are located on the forecourts, in car parks, by the boating area and in the trailer park area. Collecting litter after the regatta takes the regatta volunteers many hours at the end of a very long day. Please help us by using the litter bins provided or taking your litter home with you. Wherever possible, please refrain from bringing single use plastic bottles to the event.








**Please note:** All competing clubs, umpires and race officials will receive a copy of the Welfare Plan, the Safety Plan, and a set of Competitor Instructions. These documents are available on the Eton Excelsior 2026 Bicentenary Private Match Regatta Website.


May we take this opportunity to wish you light winds, temperate weather, and fast racing conditions on the day. ENJOY!


On behalf of the Regatta Organising Committee, thank you for your support and choosing to Race at the Eton Excelsior 2026 Bicentenary Private Match Regatta.




## CIRCULATION PATTERN KEY | SAFETY FIRST

-  Proceed along Navigation Channel close to the bank, be aware of other craft
-  Turn centrally before the point of the Eyot, be aware of other craft
-  Marshall Point 1 - Bow to bank, in boat number order, listen to Marshalls
-  Marshall Point 2 - Bow to bank, ready to race, listen to Marshalls
-  800m Race Course, stay within race lane, stay within buoy markers
-  Row on, past Marina Entrance with caution, stop adjacent to Marina slipway
-  Turn when safe, marshall ready to cross back to the rafts when safe to do so

 Water Safety Medics

 On - Water Marshalls

 Start & Finish Lines

